



LINSPRAY® – the noble art of coating. Gases and know-how for Thermal Spraying.

Linde Gas

Linde

Table of contents.

Introduction	3
LINSPRAY® Thermal Spraying	4
Differentiating between the thermal spray processes	4
Thermal energy and kinetic energy	4
Description of the thermal spray processes	5
Flame spraying with wire or rod	5
Flame spraying with powder	5
Flame spraying with plastics	6
High velocity oxy-fuel spraying (HVOF)	6
Cold spraying	7
Detonation flame spraying (shock-wave flame spraying)	7
Plasma spraying	8
Arc spraying	8
PTA – plasma transferred arc surfacing with powder	9
Laser spraying	9
Branches of industry and range of thermal spraying applications	11
Branches of industry	11
Range of applications	11
Range of spray materials	12
Controlled cooling with carbon dioxide (CO₂)	13
Linde Service	14
Gas supply systems	15

LINSPRAY® is a registered trademark of the Linde Group.

Introduction.

Boosting the productivity and capacity of technical installations and machinery leads to increased demands on components. A key to protecting surfaces against such high stresses is thermal spraying.

At the Linde International R&D Center, part of the Linde Gas Division in Munich (Germany), research, development and application technology are successfully combined. In the thermal

spray lab, results and solutions are optimized, and in close cooperation with our customers, this knowledge is utilized to increase the efficiency of the production process and the quality of the product.

Our goal: the right coating solution using the ideal gas supply concept to optimally enhance your productivity.



LINSPRAY® Thermal Spraying. Industrial gases for higher efficiency and better quality.

In recent years, thermal spraying has become increasingly important, both in the manufacturing of new parts and in the repair of existing parts.

Thermal spraying is a surface coating technology which combines a variety of positive characteristics. Its special features testify to this:

- Numerous combinations of base material and coating material are possible.
- Shortages of raw materials, and resulting high prices, are forcing industry to use high-grade materials specifically for the production of high-quality surfaces which possess properties the base materials do not have.
- The flexibility of thermal spraying means that high-grade worn parts can be repaired in a variety of ways. Low repair costs and relatively short downtimes represent major advantages in relation to other refurbishing methods.
- The term "thermal spraying" covers a range of spray processes. They are classified according to the type of spray material, type of operation or type of energy source, as defined in the standard ISO 14917.

Differentiating between the thermal spray processes

By virtue of their process-related properties, the individual thermal spray processes do not compete for applications, but instead complement each other.

In order to produce spray coatings, all thermal spray processes require two types of energy:

Thermal energy and kinetic energy

The energy sources currently in use are the oxy-fuel-gas flame, the electric arc, the plasma jet, the laser beam and gas heated to approx. 600 °C.

Thermal energy is needed to melt or fuse the spray material. Kinetic energy, coupled to the particle velocity, influences the coating density, the bond strength of the coating itself and the bond strength of the coating to the base material.



Optimal coatings with the right process.

Description of the thermal spray processes.

Flame spraying with wire or rod

In wire or rod flame spraying, the spray material is continuously melted in the center of an oxy-acetylene flame. With the aid of an atomizing gas such as compressed air or nitrogen, the droplet-shaped spray particles are discharged from the melting zone and propelled onto the prepared workpiece surface.

Flame spraying with wire is a widely applied method with a very high coating quality standard. In the automotive industry, for example, several hundred tons of molybdenum, per year, are used to coat gear selector forks, synchronizing rings or piston rings.

Gases for flame spraying with wire or rod

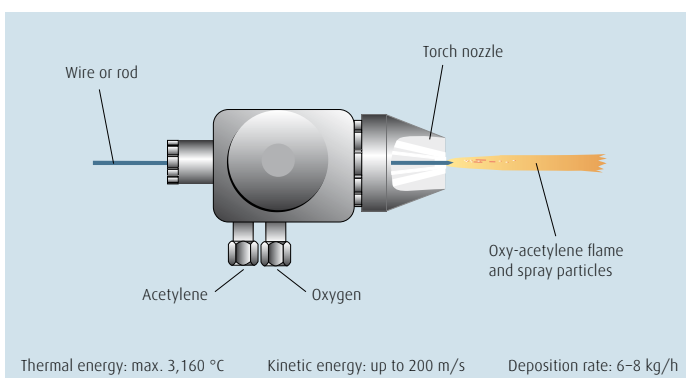
Acetylene-oxygen

Hydrogen-oxygen

Propane-oxygen

Propylene-oxygen

Atomizing gas: e.g. air, nitrogen



Flame spraying with powder

In powder flame spraying, the spray material in powder form is melted or fused in an oxy-acetylene flame and propelled onto the prepared workpiece surface with the aid of expanding combustion gases. If necessary, an additional gas (e.g. nitrogen) can be used to accelerate the powder particles. The range of spray powders available is enormous, comprising well over 350 different types.

Powders are classified as self-fluxing and self-adhering. Self-fluxing powders normally require additional thermal post-treatment. In most cases, this "fusing" step is carried out using oxy-acetylene torches, which are extremely well-suited to this task.

The adhesion of the spray coating to the base material is greatly enhanced by the heat treatment, rendering it impervious to gases and liquids.

Applications include shaft sleeves, roll-table rollers, bearing seats, ventilating fans, extruder screw rotors.

Gases for flame spraying with powder

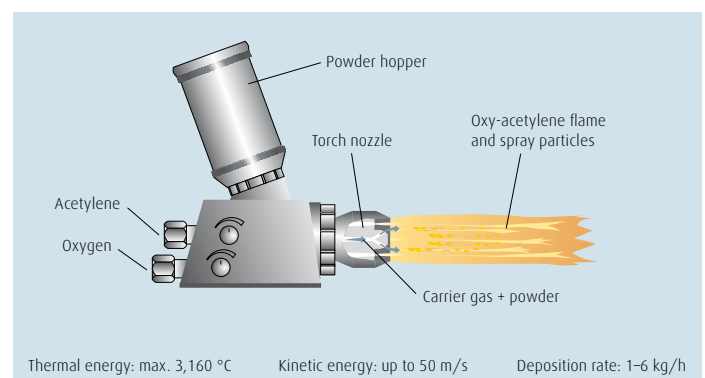
Acetylene-oxygen

Hydrogen-oxygen


Propane-oxygen

Propylene-oxygen

Carrier gas: e.g. nitrogen, argon, oxygen



Shock diamonds in high velocity oxy-fuel spraying (left). Optimal heat dissipation provided by cold-sprayed copper coating (right).



Flame spraying with plastics

In flame spraying with plastics, the plastic coating material does not come into direct contact with the oxy-acetylene flame. A powder-feed nozzle is located in the center of the flame spray gun. This is surrounded by two ring-shaped nozzle outlets, the inner ring being for air or an inert gas and the outer ring for the thermal energy source, i.e. the oxy-acetylene flame.

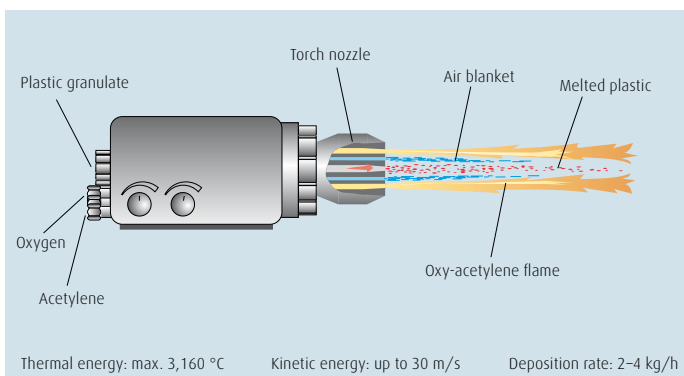
The plastic coating material is therefore not melted directly by the flame, but by the heated air and radiation heat. The mobility of flame spraying with plastics, e.g. its use on-site, makes it increasingly versatile in its application.

Applications include every kind of railing, feed-through pipes in walls, drinking-water tanks, garden furniture, swimming-pool markings, and the coating of recycled plastic components.

Gases for flame spraying with plastics

Acetylene-oxygen

Carrier gas: e.g. nitrogen, argon



High velocity oxy-fuel spraying (HVOF)

High velocity oxy-fuel spraying involves a continuous gas combustion under high pressure in a combustion chamber. The spray material, in powder form, is fed into the central axis of the chamber. The high pressure of the oxyfuel gas mixture produced in the combustion chamber – and in the expansion nozzle which is usually located downstream of the chamber – in turn produces the desired high flow velocity in the gas jet. In this way, the spray particles are accelerated to high velocities, leading to exceptionally dense spray coatings with excellent adhesion. Due to the sufficient but moderate heat input, the spray material undergoes only slight metallurgical changes as a result of the spray process, e.g. minimal formation of mixed carbides. With this method, extremely thin coatings with a high dimensional accuracy can be produced.

Applications include sliding surfaces of steam irons, rollers for the photographic industry, machine parts for the petrochemical and chemical industry, e.g. pumps, slides, ball valves, mechanical sealings, Kaplan blades, every kind of anti-wear protection, also in connection with anti-corrosion protection, electrically insulating coatings (oxides).

Gases for high velocity oxy-fuel spraying

Ethene-oxygen

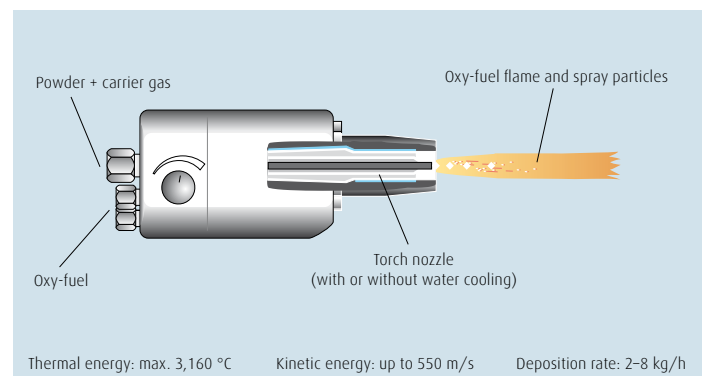
Propane-oxygen


Propylene-oxygen

Hydrogen-oxygen

Acetylene-oxygen

Carrier gas: e.g. nitrogen, argon





Cold spraying

In cold spraying, the kinetic energy, i.e. the particle velocity, is increased and the thermal energy reduced. In this way it is possible to produce spray coatings which are virtually free of oxides. This new development became known under the name CGDM (Cold Gas Dynamic Spray Method).

By means of a gas jet heated to approx. 600 °C at a corresponding pressure, the spray material is accelerated to > 1000 m/s and brought to the surface to be coated as a continuous spray jet. The particle jet can be focused on cross-sections of 1.5 x 2.5 up to 7 x 12 mm. The deposition rate is 3 to 15 kg/h.

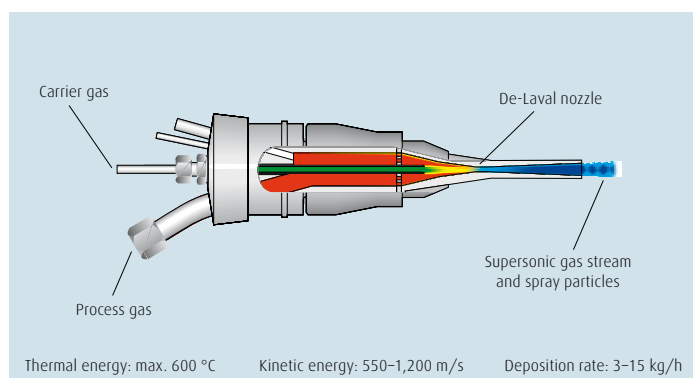
Laboratory investigations show that cold spray coatings have extremely high bond strengths and are exceptionally dense. Whereas with traditional thermal spray processes, the powder in the spray process must be heated to above its melting temperature, the cold spray process requires a powder temperature of only a few hundred degrees. The oxidation of the spray material and the oxide content of the sprayed coating are therefore reduced considerably. Coated substrates reveal no material changes due to thermal influence.

Applications include automobile industry, anti-corrosion protection and electronics, for example.

Gases for cold spraying

Nitrogen

Helium or their mixtures



Detonation flame spraying (shock-wave flame spraying)

Detonation flame spraying is an intermittent spray process. The so-called detonation gun consists of a discharge pipe with a combustion chamber at one end. A mixture of acetylene, oxygen and spray powder is fed into the chamber and detonated using a spark. The shock wave produced in the pipe accelerates the spray particles. These are then heated at the front of the flame and propelled at high speed in a focused jet onto the prepared workpiece surface. After each detonation, the combustion chamber and the pipe are purged with nitrogen. The very high quality standard of these spray coatings generally justifies the higher costs involved in this process.

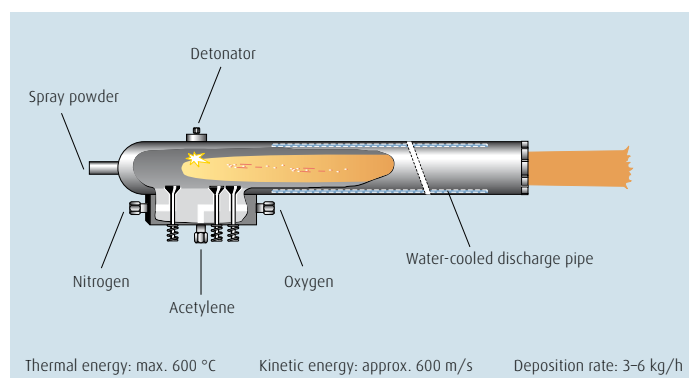
Applications include pump plungers in gas compressors and pumps, rotors in steam turbines, gas compressors or expansion turbines, and in paper-making machinery, the rolls used in wet areas of the production process and calender rolls.

Gases for detonation flame spraying

Acetylene-oxygen

Acetylene-propylene-oxygen

Carrier/purging gas: e.g. nitrogen, argon, oxygen



Selecting the individual gases for the spray process is crucial for the production of optimal coating properties (left).
Arc Spraying of a guide roll (right).

Plasma spraying

In plasma spraying, the spray material, in powder form, is melted by a plasma jet in or outside the spray gun and propelled onto the workpiece surface. The plasma is produced by an arc which is constricted and burns in argon, helium, nitrogen, hydrogen or their mixtures. This causes the gases to dissociate and ionize; they attain high discharge velocities and, on recombination, transfer their thermal energy to the spray particles.

The arc is not transferred, i.e. it burns inside the spray gun between a centered electrode (cathode) and the water-cooled spray nozzle forming the anode. The process is applied in a normal atmosphere, in a shroud gas stream, i.e. inert atmosphere (e.g. argon), in a vacuum and under water. A high-velocity plasma can also be produced by means of a specially shaped nozzle attachment.

Applications include the aerospace industry (e.g. turbine blades and abradable surfaces), medical technology (implants) and thermal barrier coatings.

Gases for plasma spraying

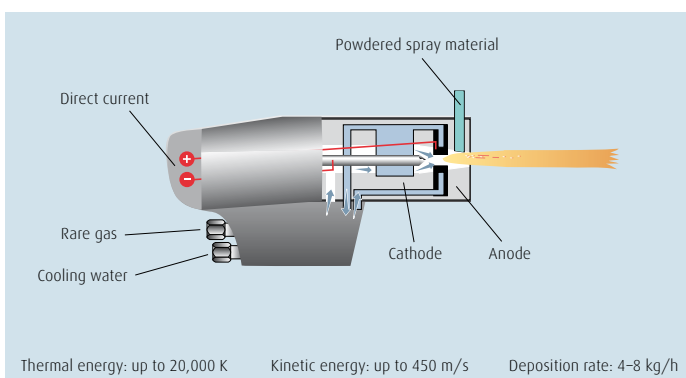
Argon

Nitrogen

Helium

Hydrogen or their mixtures

Carrier gas: e.g. nitrogen, argon



Arc spraying

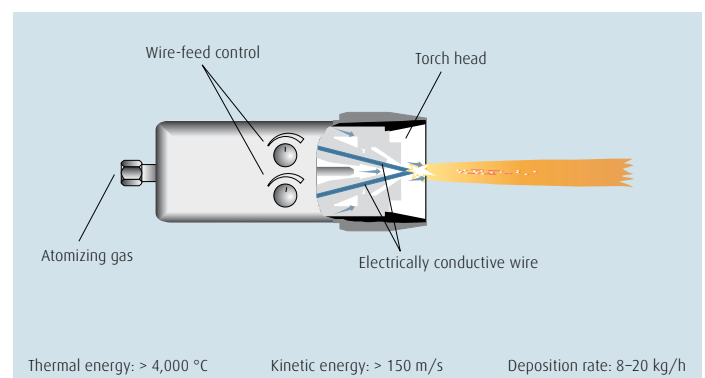
In arc spraying, two similar or different types of spray material in wire form are melted off in an arc and propelled onto the prepared workpiece surface by means of an atomizing gas, e.g. compressed air. Arc spraying is a high-performance wire spraying process in which only electrically conductive coating materials can be used, however.

When using nitrogen, argon or nitrogen-oxygen mixtures as the atomizing gas, oxidation of the materials can largely be prevented, respectively, specific coating properties can be achieved.

Applications include large-area coating of vessels, anti-corrosion protection, bond coatings, cylinder liners, etc.

Gases for arc spraying

Atomizing gas: e.g. nitrogen, argon, oxygen or their mixtures





PTA – plasma transferred arc surfacing with powder

In the PTA process, the surface of the workpiece is surface melted. A high-density plasma arc serves as the heat source and the metal powder as the surfacing material. The arc is formed between a non-consumable electrode and the workpiece. The plasma is generated in a plasma gas (e.g. argon, helium or argon-helium mixtures) between the central tungsten electrode (-) and the water-cooled anode block (+) in the transferred arc. The powder is supplied to the torch by means of a carrier gas, heated in the plasma jet and deposited on the workpiece surface where it melts completely in the melt pool on the substrate.

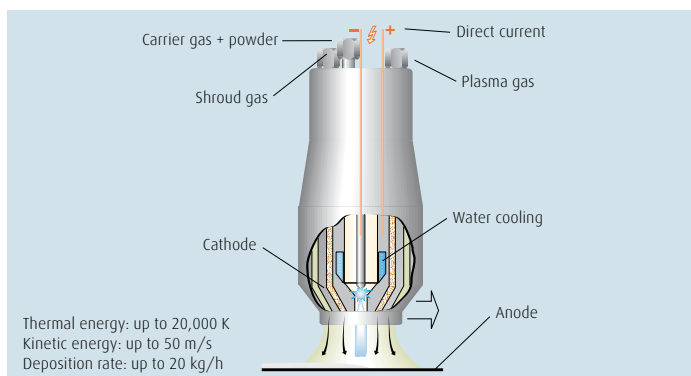
The entire process takes place in the atmosphere of a shroud gas (e.g. argon or an argon-hydrogen mixture).

The PTA process facilitates a minimal mixing of base and coating material (5–10 %), a small heat-affected zone, a high deposition rate (up to 20 kg/h), a true metallurgical bond between the substrate and the coating – and thus extremely dense coatings – and the flexible use of alloys. The surfacing powders most frequently used can be classified as nickel-base, cobalt-base and iron-base alloys.

Applications include the coating of a wide variety of base materials, e.g. low-alloyed steel, stainless steel, cast iron, bronze, nickel-base super-alloys.

Gases for PTA

Argon
Helium
Hydrogen or their mixtures



Laser spraying

In laser spraying, a powdered spray material is fed into a laser beam via a suitable powder nozzle. By means of laser radiation, both the powder and a minimal proportion of the base material surface (micro-zone) are melted and the spray material and the base material are metallurgically bonded. A shroud gas serves to protect the melt pool.

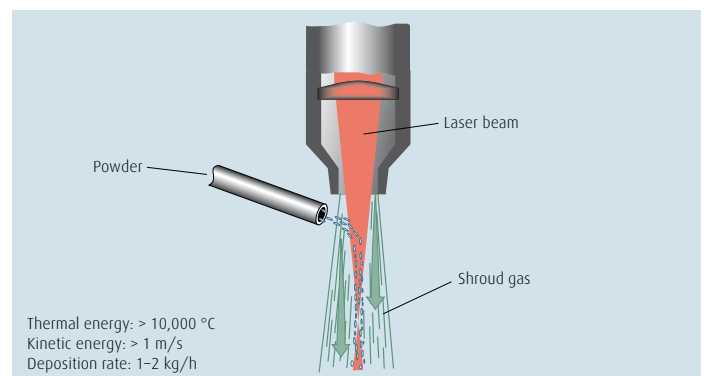
One application for laser spraying is the partial coating of stamping, bending and cutting tools.

Gases for Laser Spraying

LASPUR® laser gases: carbon dioxide, nitrogen, helium

Working gases: argon, oxygen

Carrier gas: e.g. nitrogen, argon






In all areas of life. Branches of industry and range of thermal spraying applications.

Branches of industry

- Medical engineering
- Nuclear power plants
- Chemical plants
- Plastics industry
- Pump industry
- Metalworking industry
- Foundries
- Smelting plants
- Steel industry
- Extrusion plants
- Wire industry
- Automotive industry
- Aerospace industry (1)
- Energy and water supply/ utilities
- Ship building
- Glass industry
- Manufacturing industry
- Agricultural machinery
- Petroleum industry
- Mining
- Offshore technique
- Paper industry
- Printing industry
- Textile industry
- Electrical industry
- Electronics
- Household appliances (4)
- Sports industry
- And so on...

Range of applications


- Anti-wear protection (2)
- Anti-corrosion protection
- Thermal barriers
- Attrition
- Particle erosion
- Particle abrasion / wear debris
- Electrical conductivity
- Electrical resistance
- High-temperature protection
- Reject recovery
- Bearing coatings
- Chemical loads
- Oxidizing atmosphere
- Resistance to galling
- Decorative coatings
- Abrasion surfaces / sealing
- Special applications such as sprayed foreign bodies
- Reconstruction of dimensions (maintenance) (3)
- Reproduction of dimensions (maintenance)
- Coatings with special material properties (e.g. catalytic, surface-active and surface-passive, etc.)
- And so on...



Range of spray materials.

- Alloyed steels
- Low-alloyed steels
- Molybdenum
- Babbitt metal
- Zinc
- Aluminum
- Iron, nickel cobalt and stainless steel
- Monel metal
- Carbon steel
- Exothermic material
- Self-fluxing alloys
- Non-ferrous metals
- Brazing materials
- Carbides (tungsten-carbide, chrome-carbide)
- Ceramic oxides (chromium-oxide, aluminum-oxide, zirconium-oxide)
- Tungsten, tantalum and molybdenum
- Plastics
- And so on...

Wire flame spraying of a cylinder head surface.



Against the heat.


Controlled cooling with carbon dioxide (CO₂).

Why is cooling needed in thermal spraying?

Especially with high-energy spray processes, – such as high velocity oxy-fuel spraying or plasma spraying – the heat input in the base material can be extremely high. When coating thin-walled substrates or substrates with very low thermal conductivity, or when using temperature-sensitive coating materials, problems often arise if cooling is not employed. With Linde's CO₂ cooling, coatings can be applied which could hitherto not be controlled.

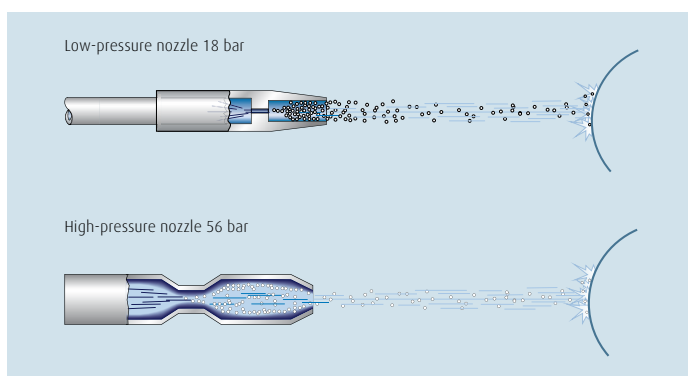
Possible Applications

- Temperature-sensitive substrate materials
 - Heat resistance
 - CFK | titanium | aluminum | magnesium
 - Thin-walled components
 - Low thermal conductivity
- Oxide-sensitive spray materials
 - Minimal metallurgical reaction
 - Low oxidation (copper)
 - Minimal phase transformation (WC Co)
- Differing heat expansion
 - Flaking off of coating
 - Minimal thermal expansion
 - Aluminum coated with Al₂O₃

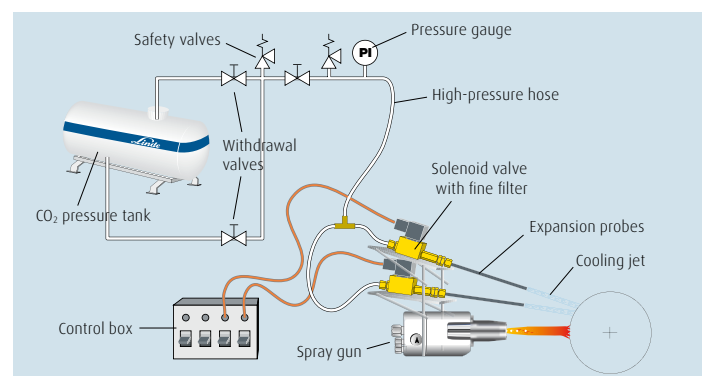


Plasma spraying of abrasion coatings: high quality and reproducibility as a result of CO₂ cooling.

The patented nozzle geometry guarantees the most effective expansion and optimal jet constriction without clogging the nozzle.



The Linde CO₂ cooling system is available as a complete system, including all the necessary operating components.





The thermal spray laboratory at the Linde International R&D Center where all thermal spray systems can be used.

Linde Service.

LINSPRAY® PC program

Since 1992 Linde has been offering software specially developed for thermal spray operations. The new version of LINSPRAY® is available for all Windows operating systems.

The LINSPRAY® PC program enables the user to archive and administrate spray parameters, materials and company data. Together with the tables already included in the software, LINSPRAY® can be expanded to form an extensive database for thermal spray know-how, and assists the user in finding solutions.

Online diagnostic LINSPRAY® PFI

Parameter optimization, and subsequent quality assurance and control are of crucial importance in thermal spraying. Here, empirical methods in conjunction with complicated measurements are usually employed. With this in mind, the LINSPRAY® PFI (Particle Flux Imaging) diagnostic system was developed. Its special features include economical set-up, easy and reliable operation and a wide range of applications.

The PFI diagnostic method is based on the fact that a characteristic brightness distribution of the carrier medium as well as of the particle flux can be assigned to the different operating conditions of thermal spray processes (e.g. plasma or HVOF). Even small changes to the operating parameters, such as fluctuations in the carrier-gas flow or constant changes to the power input of a plasma torch, can be detected. With the aid of the PFI software, the online image can be compared with a previously loaded reference image, and an error message is displayed if preset boundary values are exceeded.

Further services

- At the Linde International R&D Center, research into new technologies is carried out and new processes involving gas are developed. Among other things, all the thermal spray systems available can be tested in Linde's own laboratory.
- Customer problems are analyzed and solutions devised which are then implemented in the customer's plant under shop-floor conditions.
- Close co-operation with leading research institutes. Participation in and sponsorship of research projects in the field of thermal spraying.
- Design and construction of optimal gas supply systems.
- Development of hardware for the automatic and manual using of self-fluxing powders, e.g. Linde-PEA 2 (programmable fusing device).
- Training aids and visual materials such as the films "Flame spraying with acetylene" (awarded a prize by the IIW) and "LINSPRAY®-high-quality coating".
- Training posters and offprints.
- Linde hosts colloquia and information events, and provides further opportunities to exchange know-how and experience.

Gas supply systems.

Linde offers customized and economical supply concepts.

We can advise you on the right gas supply concept for your thermal spray applications.

◀ You can attach data sheets for your Linde gas supply system to this page.



Getting ahead through innovation.

With its innovative concepts, Linde Gas is playing a pioneering role in the global market. As a technology leader, it is our task to constantly raise the bar. Traditionally driven by entrepreneurship, we are working steadily on new high-quality products and innovative processes.

Linde Gas offers more. We create added value, clearly discernible competitive advantages, and greater profitability. Each concept is tailored specifically to meet our customers' requirements – offering standardized as well as customized solutions. This applies to all industries and all companies regardless of their size.

If you want to keep pace with tomorrow's competition, you need a partner by your side for whom top quality, process optimization, and enhanced productivity are part of daily business. However, we define partnership not merely as being there for you but being with you. After all, joint activities form the core of commercial success.

Linde Gas – ideas become solutions.

